








# INFRASTRUCTURE AVAILABILITY

1st QUARTER 2022

		LIS	LIS	OPO	FAO	FNC	PDL
		PEAK	OFF PEAK				
	<b>RUNWAY</b>	● 100%	● 100%	● 100%	● 100%	● 99,54%	● 100%
	<b>STANDS</b>	● 100%	● 100%	● 100%	● 100%	● 100%	● 100%
	<b>Departures</b>	● 100%	● 100%	● 100%	● 100%	● 100%	● 100%
	<b>Transfers</b>	● 100%	● 100%	● N.A.	● N.A.	● N.A.	● N.A.
	<b>Arrivals</b>	● 100%	● 100%	● 100%	● 100%	● 100%	● 100%
	<b>HBS</b>	● 99,96%	● 99,99%	● 100%	● 100%	● 100%	● 99,99%
	<b>SSBD</b>	● 99,85%	● 99,93%	● N.A.	● N.A.	● N.A.	● N.A.
	<b>CUPPS</b>	● 99,74%	● 99,89%	● 100%	● 100%	● 100%	● 100%
	<b>GO</b>	● 100%	● 100%	● 100%	● 100%	● 100%	● 100%
	<b>FIDS</b>	● 99,97%	● 99,99%	● 99,88%	● 100%	● 99,98%	● 100%
	<b>BOARDING BRIDGES</b>	● 99,95%	● 99,98%	● 100%	● 100%	● 100%	● 100%

# INFRASTRUCTURE AVAILABILITY

1st QUARTER 2022

		LIS	LIS	OPO	FAO	FNC	PDL
		PEAK	OFF PEAK				
	<b>BAGGAGE CLAIM</b>						
	<b>First baggage</b> % baggage delivered in x minutes	● 96,06%	● 94,49%	● 95,98%	● 94,09%	● 98,17%	● 94,96%
	<b>Last baggage</b> % baggage delivered in x minutes	● 93,46%	● 91,62%	● 98,25%	● 96,03%	● 97,06%	● 98,49%
	<b>HAND BAGGAGE &amp; PASSENGER SECURITY CONTROL</b>						
	% passengers processed in x min	● 94,40%	● 96,61%	● 93,76%	● 95,64%	● 98,78%	● 95,93%
	<b>PEOPLE MOVERS</b>						
	<b>Escalators</b>	● 99,80%	● 98,94%	● 99,99%	● 100%	● N.A.	● 99,98%
	<b>Travelators</b>	● 96,91%	● 96,95%	● 99,99%	● 100%	● N.A.	● N.A.
	<b>Elevators</b>	● 97,82%	● 97,75%	● 99,97%	● 100%	● 100%	● 99,95%