









INFRASTRUCTURE AVAILABILITY

4th QUARTER 2024

		LIS	LIS	OPO	FAO	FNC	PDL
		PEAK	OFF PEAK				
	RUNWAY	● 100%	● 100%	● 100%	● 100%	● 100%	● 100%
	STANDS	● 100%	● 100%	● 100%	● 100%	● 100%	● 100%
	Departures	● 100%	● 100%	● 100%	● 100%	● 100%	● 100%
	Transfers	● 100%	● 100%				
	Arrivals	● 99,99%	● 99,99%	● 100%	● 100%	● 100%	● 100%
	HBS	● 99,94%	● 99,97%	● 99,97%	● 99,52%	● 99,99%	● 100%
	SSBD	● 99,72%	● 99,88%				
	CUPPS	● 100%	● 100%	● 100%	● 100%	● 100%	● 100%
	GO	● 100%	● 100%	● 100%	● 100%	● 100%	● 100%
	FIDS	● 100%	● 100%	● 100%	● 100%	● 100%	● 100%
	BOARDING BRIDGES	● 99,93%	● 99,91%	● 100%	● 99,91%		

INFRASTRUCTURE AVAILABILITY

4th QUARTER 2024

		LIS	LIS	OPO	FAO	FNC	PDL
		PEAK	OFF PEAK				
	BAGGAGE CLAIM						
	First baggage % baggage delivered in x minutes	● 94,77%	● 95,17%	● 89,78%	● 95,67%	● 93,09%	● 96,99%
	Last baggage % baggage delivered in x minutes	● 87,37%	● 88,81%	● 96,70%	● 98,04%	● 97,92%	● 97,67%
	HAND BAGGAGE & PASSENGER SECURITY CONTROL						
	% passengers processed in x min	● 85,17%	● 77,80%	● 86,02%	● 99,79%	● 99,25%	● 99,17%
	PEOPLE MOVERS						
	Escalators	● 97,97%	● 98,45%	● 99,99%	● 99,34%	● 98,87%	
	Travelators	● 99,72%	● 99,77%	● 100%	● 100%		
	Elevators	● 98,28%	● 98,36%	● 100%	● 99,18%	● 98,94%	● 99,85%