







Airport Infrastructure Availability















2nd Quarter 2019

	LIS (peak)		LIS (off-peak)		OPO		FAO		PDL		FNC	
RUNWAY	100%	●	100%	●	100%	●	100%	●	100%	●	100%	●
minimum level	99,50%		99,50%		99,50%		99,50%		99,50%		99,50%	
STANDS	99,70%	●	99,71%	●	100%	●	100%	●	100%	●	100%	●
minimum level	99,00%		99,00%		99,00%		99,00%		99,00%		99,00%	
BAGGAGE HANDLING SYSTEM												
Departures	100%	●	99,96%	●	100%	●	100%	●	100%	●	100%	●
minimum level	99,00%		99,00%		99,00%		99,00%		99,00%		99,00%	
Transfers	100%	●	100%	●	100%	●	na		na		na	
minimum level	99,00%		99,500%		99,00%							
Arrivals	100%	●	99,99%	●	100%	●	100%	●	100%	●	100%	●
minimum level	99,00%		99,500%		99,00%		99,00%		99,00%		99,00%	
HBS	99,99%	●	99,99%	●	100%	●	100%	●	100%	●	100%	●
minimum level	99,00%		99,500%		99,00%		99,00%		99,00%		99,00%	
CRITICAL IT SYSTEMS												
CUPSS	100%	●			100%	●	100%	●	100%	●	100%	●
minimum level			99,500%				99,500%		99,500%		99,500%	
GO	100%	●	100%	●	100%	●	100%	●	100%	●	100%	●
minimum level	99,500%		99,500%		99,500%		99,500%		99,500%		99,500%	
FIDS	100%	●	100%	●	100%	●	100%	●	100%	●	100%	●
minimum level	99,500%		99,500%		99,500%		99,500%		99,500%		99,500%	
AIR BRIDGES	99,76%	●	99,81%	●	100%	●	99,99%	●	na		na	
minimum level	96,00%		96,00%		99,00%		98,00%					
BAGGAGE CLAIM												
First bag												
% baggage delivered in x minutes	96,32%	●	95,28%	●	86,49%	●	94,23%	●	96,25%	●	94,28%	●
minimum level	90,00% - 30'		90,00% - 30'		90,00% - 20'		90,00% - 20'		90,00% - 20'		90,00% - 20'	
Last bag												
% baggage delivered in x minutes	88,76%	●	88,63%	●	97,45%	●	95,85%	●	95,51%	●	97,87%	●
minimum level	90,00% - 20'		90,00% - 20'		90,00% - 20'		90,00% - 20'		90,00% - 20'		90,00% - 20'	

SECURITY CONTROL

% passengers processed in x minutes	99,52%		98,19%		94,79%		99,08%		98.80%		96,49%	
minimum level	90,00% - 15'		90,00% - 10'		90,00% - 10'		90,00% - 15'		90,00% - 10'		90,00% - 10'	



MOBILITY SUPPORT EQUIPMENT

Escalators	97,90%		99,07%		99,99%		99,98%		na		100%	
minimum level	96,00%		96,00%		99,00%		99,00%				98,00%	
Travelators	99,76%		99,88%		100%		100%		na		na	
minimum level	98,00%		98,00%		99,00%		99,00%					
Lifts	99,29%		99,34%		99,99%		99,98%		na		100%	
minimum level	96,00%		96,00%		99,00%		99,00%				98,00%	

Note_

The minimum levels of service are the values contained in the agreement made with clients for 2014, below which a situation of non-compliance with the minimum performance agreed, arises.

Legend_

-  result equals or exceeds minimum established level of service
-  result bellow minimum established level of service

- HBS Hold Baggage System
- CUPPS Common Use Passenger Processing System
- GO Operational Management (centralized system)
- FIDS Flight Information Display System