







Airport Infrastructure Availability















4th Quarter 2015

	LIS (peak)		LIS (off-peak)		OPO		FAO		PDL		FNC	
RUNWAY	100%		99,84%		100%		100%		100%		100%	
minimum level	99,50%		99,50%		99,50%		99,50%		99,50%		99,50%	
STANDS	100%		100%		100%		100%		100%		100%	
minimum level	99,00%		99,00%		99,00%		99,00%		99,00%		99,00%	
BAGGAGE HANDLING SYSTEM												
Departures	100%		99,87%		100%		100%		100%		100%	
minimum level	99,00%		99,00%		99,00%		99,00%		99,00%		99,00%	
Transfers	100%		100%		100%		na		na		na	
minimum level	99,00%		99,00%		99,00%							
Arrivals	99,99%		99,99%		100%		100%		100%		100%	
minimum level	99,00%		99,00%		99,00%		99,00%		99,00%		99,00%	
HBS	99,99%		99,99%		99,99%		100%		100%		99,98%	
minimum level	99,00%		99,00%		99,00%		99,00%		99,00%		99,00%	
CRITICAL IT SYSTEMS												
CUPSS	100%		100%		100%		100%		100%		100%	
minimum level	99,500%		99,500%		99,500%		99,500%		99,500%		99,500%	
GO	100%		100%		100%		100%		100%		100%	
minimum level	99,500%		99,500%		99,500%		99,500%		99,500%		99,500%	
FIDS	100%		100%		100%		100%		100%		100%	
minimum level	99,500%		99,500%		99,500%		99,500%		99,500%		99,500%	
AIR BRIDGES	99,16%		99,28%		100%		99,99%		na		na	
minimum level	96,00%		96,00%		99,00%		98,00%					
BAGGAGE CLAIM												
First Bag												
% baggage delivered in x minutes	90,74%		91,12%		93,48%		96,49%		92,81%		96,88%	
minimum level	90,00% - 30'		90,00% - 30'		90,00% - 20'		90,00% - 20'		90,00% - 15'		90,00% - 20'	
Last Bag												
% baggage delivered in x minutes	95,36%		94,16%		97,92%		96,27%		93,73%		97,29%	
minimum level	90,00% - 20'		90,00% - 20'		90,00% - 20'		90,00% - 20'		90,00% - 15'		90,00% - 20'	

SECURITY CONTROL

% passengers processed in x minutes	99,60%		98,28%		100%		97,37%		99,20%		92,92%	
minimum level	90,00% - 15'		90,00% - 10'		90,00% - 10'		90,00% - 13'		90,00% - 10'		90,00% - 10'	



MOBILITY SUPPORT EQUIPMENT

Escalators	97,62%		97,63%		99,99%		99,76%		na		99,87%	
minimum level	96,00%		96,00%		99,00%		99,00%				98,00%	
Travelators	99,82%		99,82%		99,98%		100%		na		na	
minimum level	98,00%		98,00%		99,00%		99,00%					
Lifts	99,28%		99,35%		99,99%		99,78%		na		99,92%	
minimum level	96,00%		96,00%		99,00%		99,00%				98,00%	

Note_

The minimum levels of service are the values contained in the agreement made with clients for 2014, below which a situation of non-compliance with the minimum performance agreed, arises.

Legend_

-  result equals or exceeds minimum established level of service
-  result bellow minimum established level of service

- HBS Hold Baggage System
- CUPPS Common Use Passenger Processing System
- GO Operational Management (centralized system)
- FIDS Flight Information Display System